

A set of 24 French Sounds that are perfect for practicing with your young learner  
Helps develop reading skills

# Sound Blends

## Français

### **Tips:**

Try printing on cardstock, they will last longer

Set your printer to borderless printing, or fit to page  
to ensure the edges of the card are printed

Be sure to print our pocket wallet to store the cards!

Print two sets and play memory

elle



pelle

ch



chat

ci



citron

er



chanter

gi



girafe

co



coccinelle

eu



feu

ette




bicyclette

an



maman

ca



canard

é



bébé

eau



bateau

au



auto

en



vent

eur



heure

ain



bain

ge



genou

ai



maison

in




lapin

ou



hibou

ph



éléphant

on



bonbon

om



pompier


oi



oiseau



cut the back flap here if you don't want the full cover over the top.  
glue back flap to the inside of the sides when folded to the back



**How to make the pocket wallet:**

Cut out around the colored edge

Score the white dashed lines

Fold along the lines

Place your cards inside the wallet and fold the back flap up to the top of the cards and over them.

Fold the sides in. Mark where they cross.

Glue or tape the sides.

Either make a slit in the front to put the front flap into, or glue a small piece of velcro to the flap and card deck to secure it closed.

Make sure to not make it too tight around the cards so you can easily take them in and out.