

A set of 48 cards

24 French Sounds
with a picture card to match the sound

Helps develop reading skills

Sound Blends

Matching Game

Français

Tips:

Try printing on cardstock, they will last longer

Set your printer to borderless printing, or fit to page
to ensure the edges of the card are printed

Print double-sided to get the word on the back that matches the picture

Be sure to print our pocket wallet to store the cards!

elle



ch



ci



er



gi



co



eu



ette



ge



ai



chat

pelle

chanter

citron

coccinelle

girafe

bicyclette

feu

maison

genou


in



ou



ph



on



om




oi



an



ca



é



eau



hibou

lapin

bonbon

éléphant

oiseau

pompier

canard

maman

bateau

bébé

au



en



eur



ain

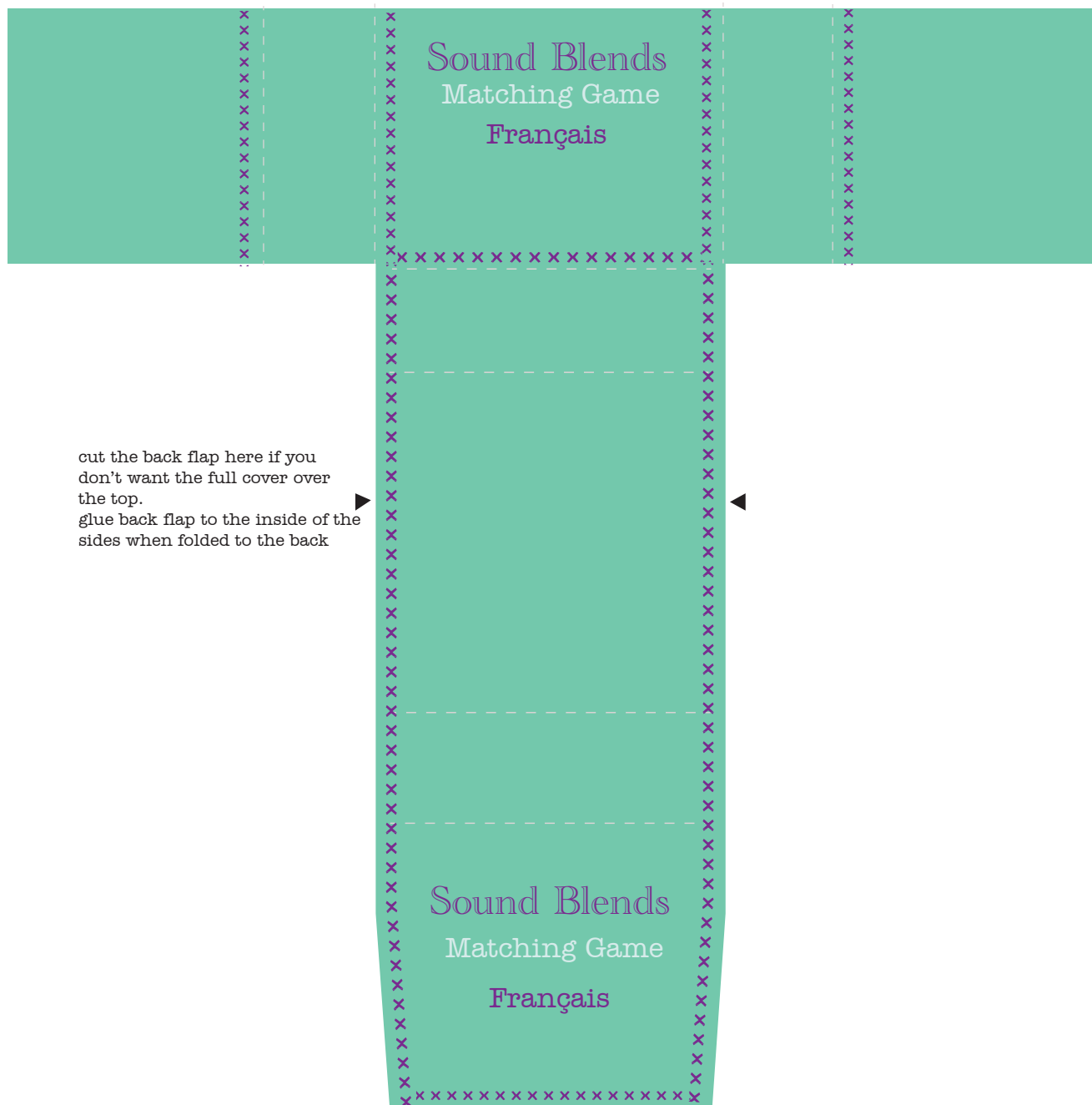


vent

auto

bain

heure



How to make the pocket wallet:

Cut out around the colored edge

Score the white dashed lines

Fold along the lines

Place your cards inside the wallet and fold the back flap up to the top of the cards and over them.

Fold the sides in. Mark where they cross.

Glue or tape the sides.

Either make a slit in the front to put the front flap into, or glue a small piece of velcro to the flap and card deck to secure it closed.

Make sure to not make it too tight around the cards so you can easily take them in and out.